






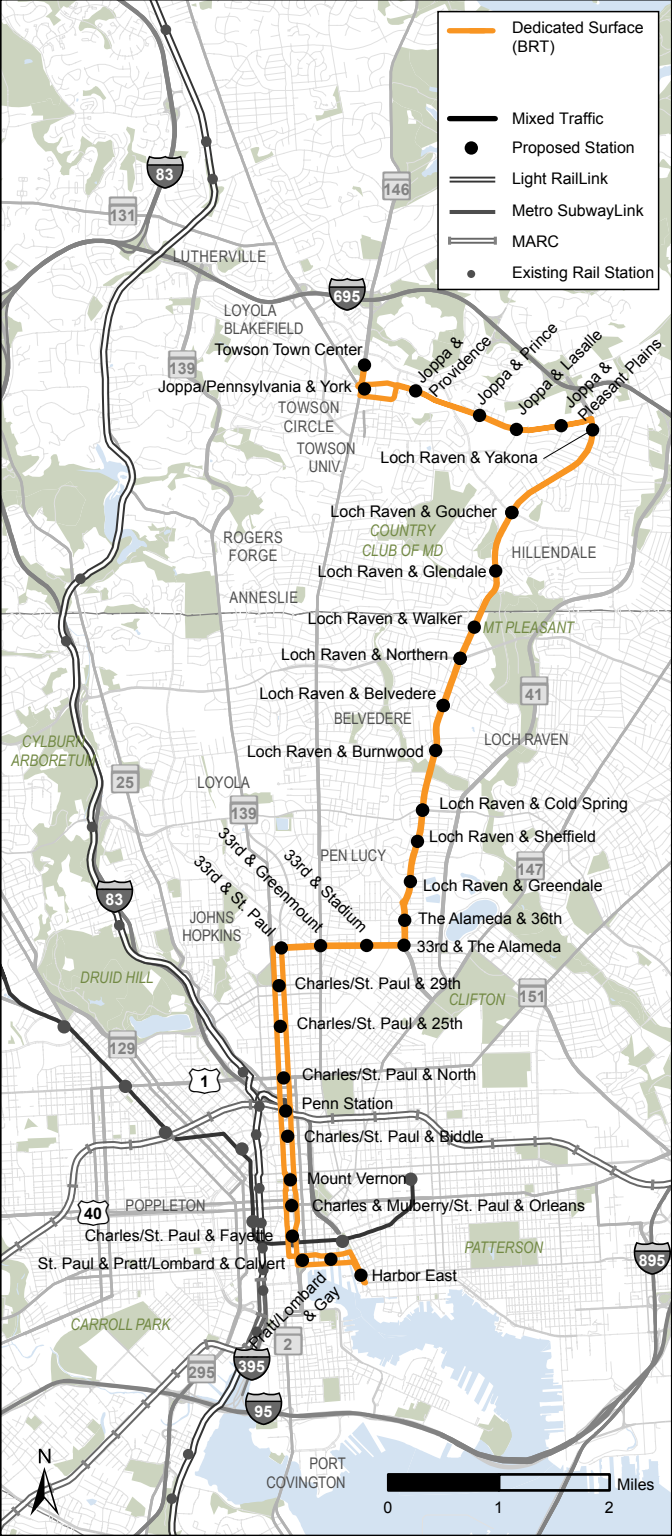


-  Dedicated Surface (BRT)
-  Mixed Traffic
-  Proposed Station
-  Light RailLink
-  Metro SubwayLink
-  MARC
-  Existing Rail Station



- Towson Town Center
- Joppa/Pennsylvania & York
- TOWSON CIRCLE
- TOWSON UNIV.
- Loch Raven & Yakona
- Loch Raven & Goucher
- Loch Raven & Glendale
- Loch Raven & Walker
- Loch Raven & Northern
- Loch Raven & Belvedere
- Loch Raven & Burnwood
- Loch Raven & Cold Spring
- Loch Raven & Sheffield
- Loch Raven & Greendale
- The Alameda & 36th
- 33rd & The Alameda
- Charles/St. Paul & 29th
- Charles/St. Paul & 25th
- Charles/St. Paul & North
- Penn Station
- Charles/St. Paul & Biddle
- Mount Vernon
- Charles & Mulberry/St. Paul & Orleans
- Charles/St. Paul & Fayette
- St. Paul & Pratt/Lombard & Calvert
- Harbor East